

1200T Revolving Derrick Barge Resale

Generators 3x 600kw

Name: TBN

Shipyard: China

Delivery Time: Apr.2019

Class: CCS

**Particular:**

LOA 121.9 m  
Load waterline length 121m  
Width 36.6m  
Depth 7.6m  
Design Draft 5 m



Auxiliary Gen. 1 x 120kw

Emergency Gen. 1 x 120kw

**Accommodation:**

8x 1 – **Single Room** 8 persons  
2x 2 – **Double room** 4 persons  
10x 4 – **Twin Double room** 40 persons  
Total 52 persons  
Medical room 21m<sup>2</sup>

**Cargo Deck:**

Available Deck Area ~3500 m<sup>2</sup>  
Available Cargo Deck Area ~1200m<sup>2</sup>  
Ava. Loading Tonnage on Deck 4000 T  
Deck Strength 30t/m<sup>2</sup>

**Life Saving Appliance:**

Lifeboat PS 1set×36P  
SB 1set×36P  
Life Raft 24P\*4sets

**Positioning Anchor Windlass \* 8sets**

Windlass 8\*500 kN,  
Dia. Of Wire Rope Φ 52mm;  
Rope Capacity 1200m;  
Rated Speed 12 m/min

**Main Machinery:**

**Mooring Winch \* 4sets**

Mooring Winch 1\*200KN

Dia. Of Wire Rope	Φ 38 mm	SWL	30t
Rope Capacity	400m	Max.Range	24m
Rated Speed	30/15/6.9 m/min	Lifting Speed (SWL)	8m/min

**Anchor...**

Type Delta Anchor 9500kg\*8pcs

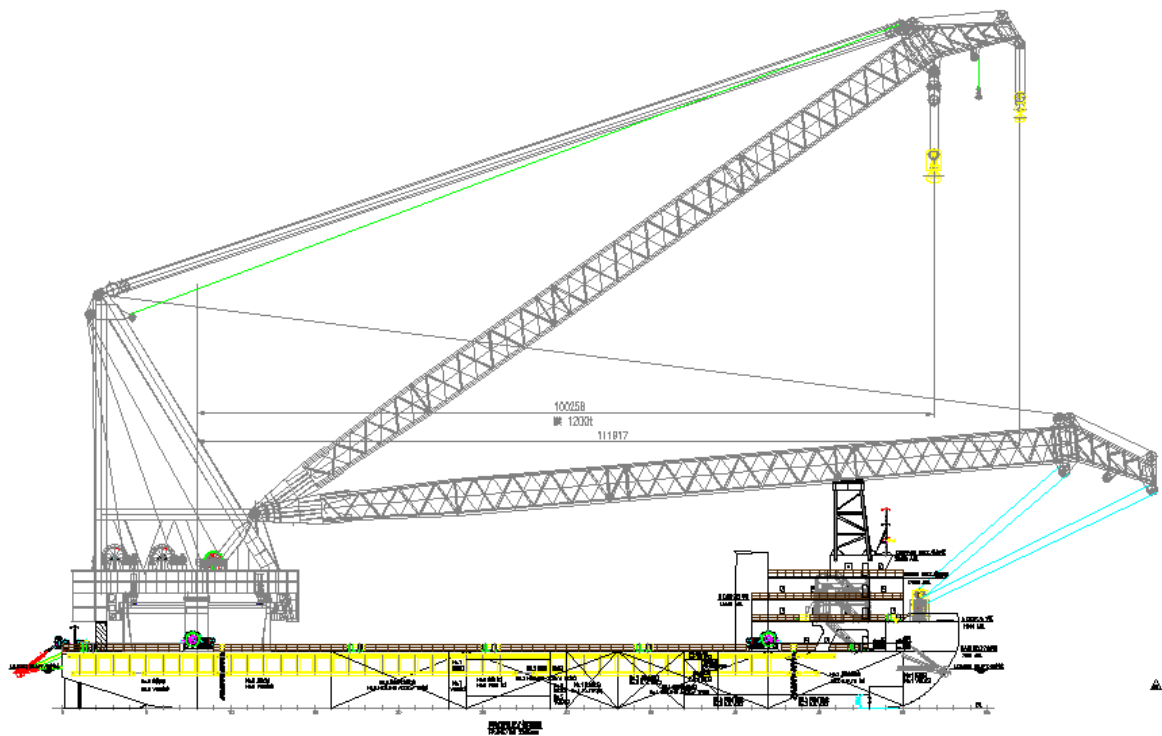
**Summary:**

SWL1200 Revolving Derrick Barge +52P Accommodation

Max. L.C. In Stationary 1200T

**Crane.....**

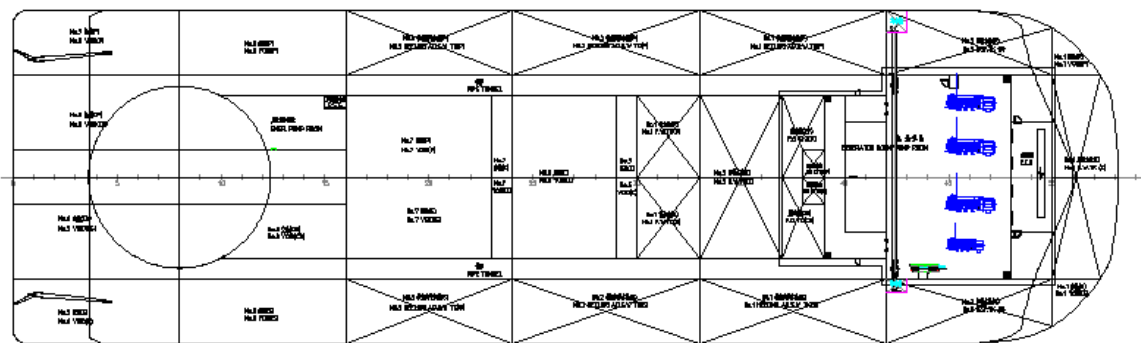
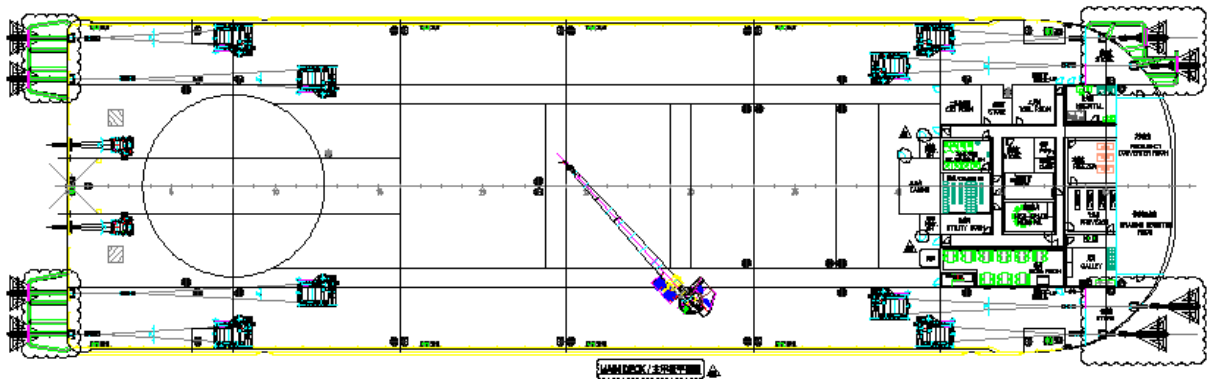
Max. L.C. During Revolving 1000T



**GA**

## Specification

	Boom Angle	35°	40°	45°	50°	55°	60°	65°	70°	75°
Main Hook	Work Radius (M)	100.1	94.3	87.8	80.7	73.1	65	56.5	47.6	38.5
	Hoisting Height Above Water(M)	78.1	85.7	92.8	99.3	105.1	110.3	114.7	118.4	121.1
	LC In Stationary (T)	500	600	700	800	900	1000	1100	1150	1200
	L.C. During Revolving (T)	400	500	600	700	800	850	900	950	1000



secondary hook	Work Radius (M)	108.3	101.9	94.9	87.1	78.8	70	60.7	51	41.1
	Hoisting Height Above Water(M)	83.8	92.1	100	106.9	113.3	118.9	123.8	127.8	130.9

	L.C. During Revolving (T)	300	320	350	380	400	420	450	480	500
--	---------------------------	-----	-----	-----	-----	-----	-----	-----	-----	-----

**Hoisting Curve:**

